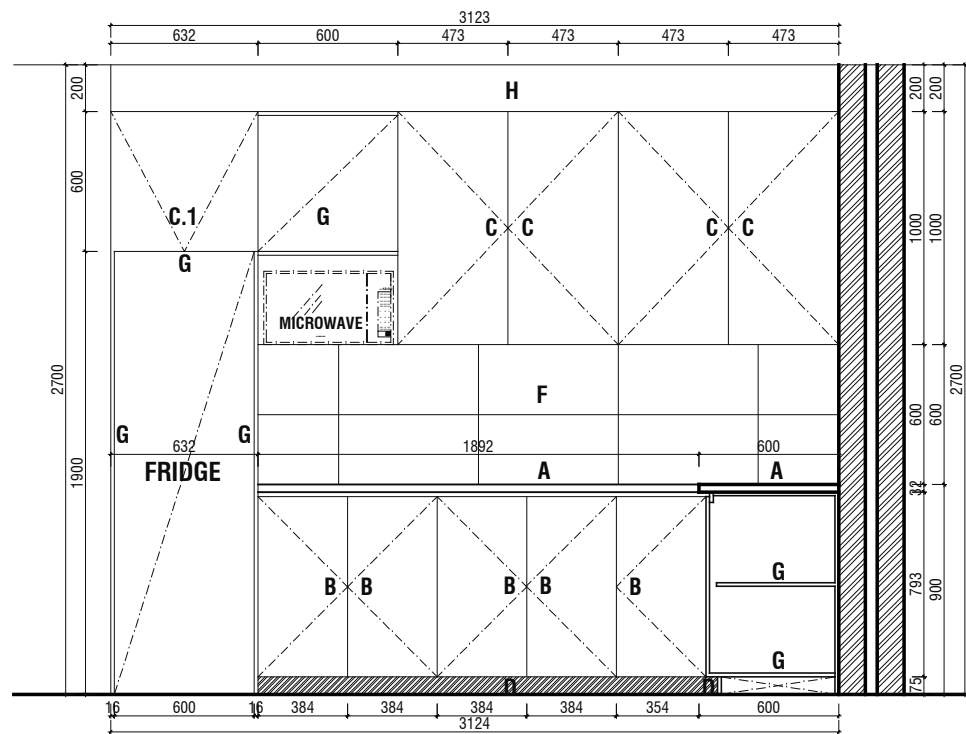
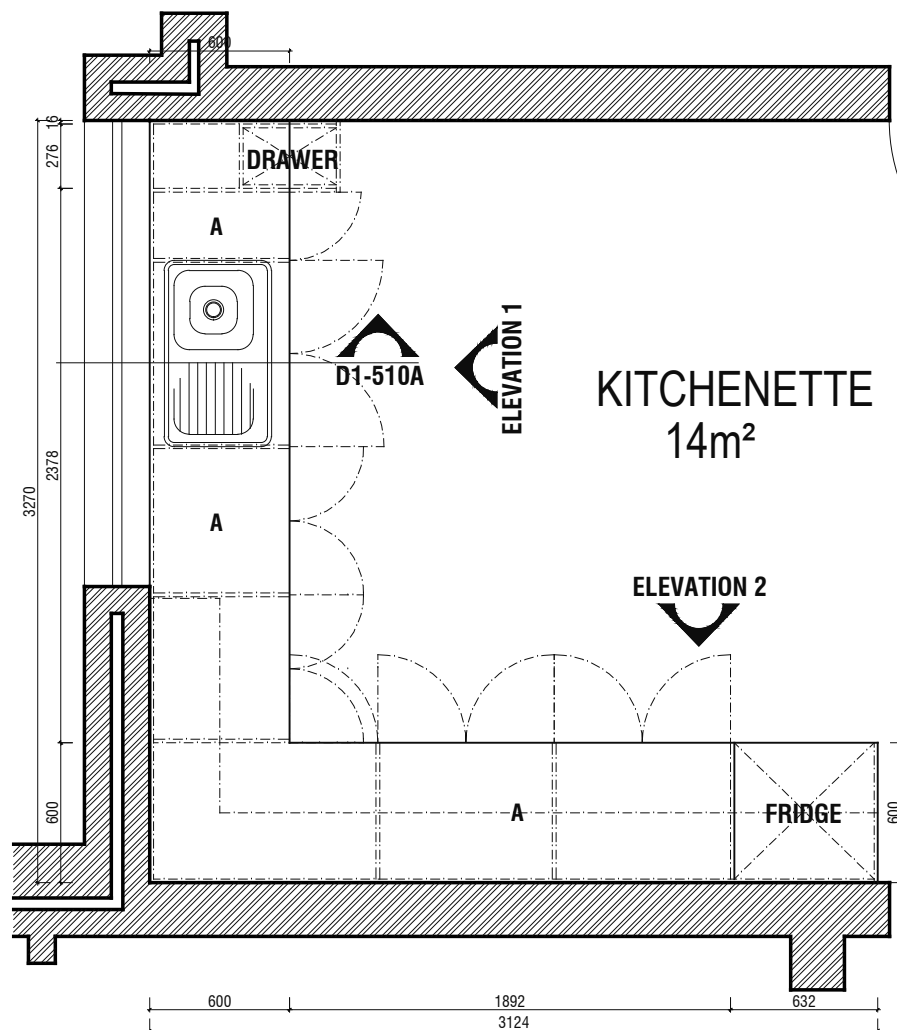


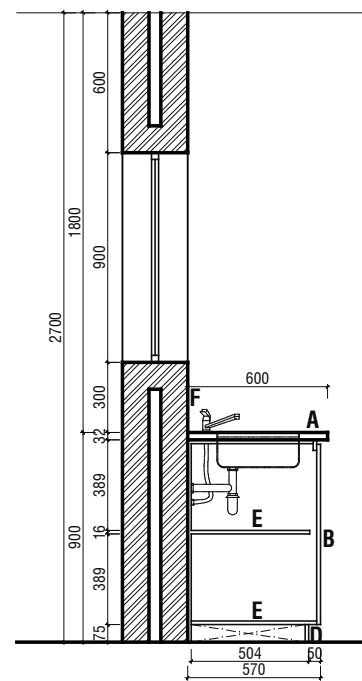
ELEVATION 1
Scale 1:15



ELEVATION 2
Scale 1:15



PLAN
Scale 1:15



DETAIL 1
Scale 1:15

NOTES

A - KITCHENETTE TOP
Provide a 32mm Zim Black Granite profile top surface

B - BOTTOM CUPBOARDS
Provide 16mm purpose made (Fushia) Dulux RR01 Dulux 10RR 18/350 Duco Spray Painted supawood doors and fix in approved manner. Provide approved runners and hinges, by specialist. All interior carcass to be in white melamine finish. Provide bin where indicated. All kitchenettes to receive approved under counter Geyser.
All handles to be -
Item no: 1595
Finger Grip 1 Flat Large Grip
Material: Aluminium
Code: 297mm | RAH 859

C - TOP CUPBOARDS
Provide 16mm purpose white melamine supawood pull up doors and swing doors fixed in approved manner. Provide approved hinges by specialist. All interior carcass to be in white melamine finish. Provide 90° opening radius Gas Support door lift system for pull up doors.
All handles to be -
Item no: 1132
Finger Grip 1 Flat Small
Material: Aluminium
Code: 497mm | RAH 806 / 897mm | RAH 809

C.1 - TOP CUPBOARDS
Provide 16mm purpose made white melamine supawood pull up doors fixed in approved manner. Provide approved hinges by specialist. All interior carcass to be in white melamine finish.
All handles to be -
Item no: 1132
Finger Grip 1 Flat Small
Material: Aluminium
Code: 497mm | RAH 806 / 897mm | RAH 809

D - KICKPLATE
Provide approved 75mm brushed aluminum Formica kickplate and fix in approved manner.

E - DRAWERS
Provide purpose made 16mm white melamine supawood drawers as indicated, fix to cupboard in approved manner, by specialist.

F. BACKSPLASH
Provide 300mm x 600mm super white ceramic tile. Laid as per indicated, 1mm joint with white grout.

G. SHELVES
Provide 16mm thick white melamine board shelves. Fix in approved manner.

H. TOP PANEL
Provide 16mm thick white melamine board. Fix in approved manner.

GENERAL NOTES:

1. NO DIMENSIONS TO BE SCALED.
2. DIMENSIONS TO BE VERIFIED ON SITE BEFORE COMMENCING ANY SITE WORK OR SHOP DRAWINGS.
3. DIMENSIONS ARE TAKEN TO CENTRE LINES OR STRUCTURAL SURFACES AND DO NOT INCLUDE FINISHES EXCEPT WHERE OTHERWISE STATED.
4. THE ARCHITECT IS TO BE NOTIFIED OF ANY DISCREPANCIES BETWEEN THIS DRAWING AND ANY OTHER DRAWING OR CONSTRUCTION DOCUMENTS INCLUDING THOSE ISSUED BY CONSULTANTS AND NOMINATED SUB-CONTRACTORS BEFORE COMMENCING WORK.
5. MINIMUM STRENGTH POE CONCRETE 21Mpa

ISSUED FOR
TENDER
PURPOSES

REV.	DESCRIPTION	DATE
5	CLIENT	
6	JOB TITLE	
6	DWG TITLE	
6	SCALE	AS SHOWN
6	DATE	FEB 2021
6	REV.	
6	Project Team:	
6	Architect	FMA Architects
6	Quantity Surveyor	Tanner & Townsend (Pty) Ltd.
6	Electrical Engineers	GA Consulting Engineers (Pty) Ltd.
6	Mechanical Engineers	GA Consulting Engineers (Pty) Ltd.
6	Civil Engineers	Bedalga Shere Botswana (Pty) Ltd.
6	Structural Engineers	Bedalga Shere Botswana (Pty) Ltd.
7	FMA	
7	DRWG. No.	G649-SADC/ARCH/2/001 / 1-511